

BLACK LINE DRAWINGS

PRIMARY 1 & PRIMARY 2



Writing for Learning

Taught writing in P1 & P2 is collaboration between children and teachers. In taught writing sessions, children are given opportunities to write about relevant, real life contexts which relate to and build on their own experiences. Teachers and children identify meaningful contexts for writing, e.g., writing about outdoor learning experiences in the snow.

Children begin by creating black line drawings to tell a story. At this stage adults scribe exactly what children say. As children progress at early level they overwrite, then underwrite before they begin to write independently. Have-a-go writing is very important.



Supporting your child

The information in this presentation will help you to support your child with developing their writing skills at home. You should try to encourage your child to have a go at developing their letter formation and fine motor skills, whether that is through overwriting, underwriting or writing independently.


The examples in this presentation are from children in Primary 1 and Primary 2. You are welcome to use these examples as a stimulus for your own child. If you are unsure what stage of the writing process your child is at, start with encouraging them to create a black line drawing based on a simple sentence. You can then explore overwriting/underwriting, followed by independent 'have a go' writing.

Creating a Black Line Drawing

Step 1

A simple sentence is used as a stimulus to initiate ideas for the child. This should be something that the children can relate their own life experiences to.

E.g. I am playing.



Creating a Black Line Drawing

Step 2

- The child begins by drawing a picture of themselves playing. They do this using only a black pen.



Creating a Black Line Drawing

Step 3

- The teacher will then ask the child to describe what exactly is happening in the picture and scribe what they say underneath the drawing.
- At this point teachers are encouraging children to tell them something that they can't find out about from the just looking at the drawing.

“I am trying to build a tower taller than me. The bricks keep falling over because they are too high.”



Example Sentences

- I am at school.
- I am eating lunch.
- I am at the park.
- I have a sore tummy.
- The man is driving a car.
- At the weekend I...
- My family like to play games.



Overwriting

Children are initially encouraged to overwrite a sentence to develop their fine motor skills. Teachers will write a sentence in coloured pen for the children to have a go at writing over the top.

I am reaching up to the light switch.

At the weekend I went to the safari park.


At the weekend I read a comic book.

I can see clouds all the way up in the sky.



23 SEP 2021


'This is me
lifting my brother
to turn on the
light'



I am reaching up to the
light switch.

These children have had a go at overwriting the sentence that matches their black line drawing.

"My family picking me up!"



am at school. ✓



"My school and
sun"

I am at school. ✓



Underwriting

Children are then encouraged to underwrite a sentence to further develop their fine motor skills and practise letter formation. Teachers will write a sentence for the child which they then copy underneath.


I am at school.

I am stretching, getting out of bed.

I am stretching, getting out of bed.

I am reaching up to the light switch.

I am reaching up to the light switch.



'Have a go' Writing

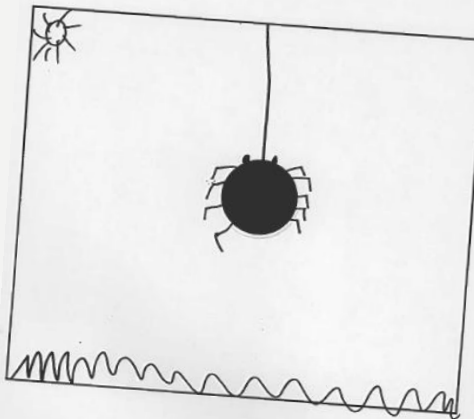
Once children become more confident with writing independently, they are encouraged to 'have a go' at writing a sentence to describe what they have drawn.

One Black Dot




One black dot
could be
a ladybird in a garden

One Black Dot




One black dot
could be a spider

One Black Dot



one black dot
could be a flower in a
garden.

One Black Dot



one black dot could
be a leopard






During the September weekend I read a to 4 magazine.

Primary 1



I can see the back of the car.



Monday 17th February
The school that Bella was a good teddy bear because she was always smiling.

Primary 2



Once upon a time there was a happy boy called Jack who lived in a big tent with his mum.

We can't wait to see what you create!

